

# Business Requirement Document

---

Feature ID & Title

## Table of Contents

<b>Table of Contents</b> .....	2
1. Document History .....	3
2. Pending Items.....	3
3. Business Flow Description.....	4
4. Screen Flow.....	4
4.1 Feature #1 Screen Flow.....	4
5. Use Case & Screens .....	5
5.1 Feature #1 Requirements .....	5
Use Case.....	5
Screen.....	5
Text Phrase.....	7
User / Alert Messages .....	7
5.2 Feature #2 Requirements .....	8
Use Case.....	8
Screen.....	8
Text Phrase.....	10
User / Alert Messages .....	10

## 1. Document History

Date	Description	Written by	Version
MM-DD-YYYY	Feature Description	Author	0.1

## 2. Pending Items

No.	Description	Target Date	Actual Date

### 3. Business Flow Description

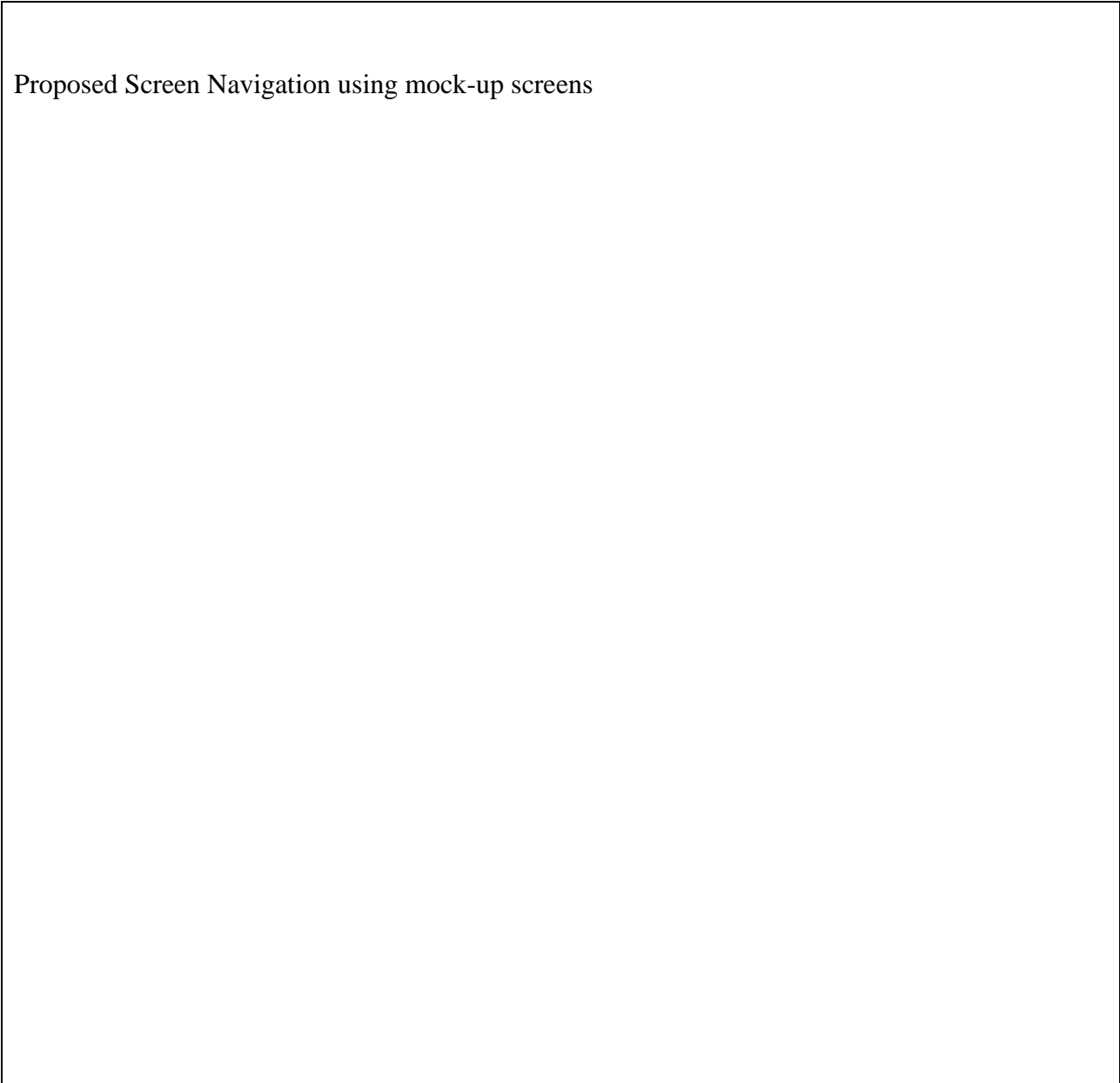
High Level Business Requirement

- .....
- .....
- .....
- .....

### 4. Screen Flow

#### 4.1 Feature #1 Screen Flow

Proposed Screen Navigation using mock-up screens



## 5. Use Case & Screens

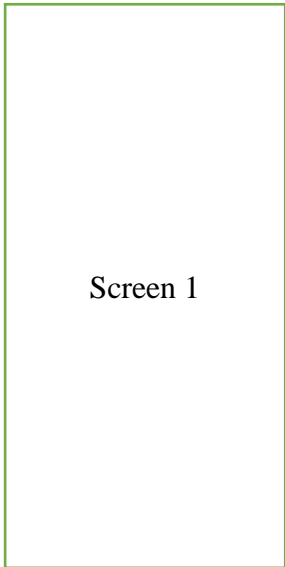

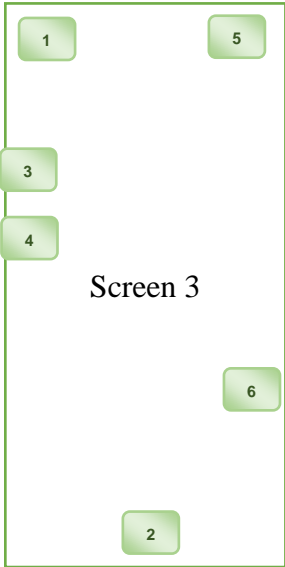
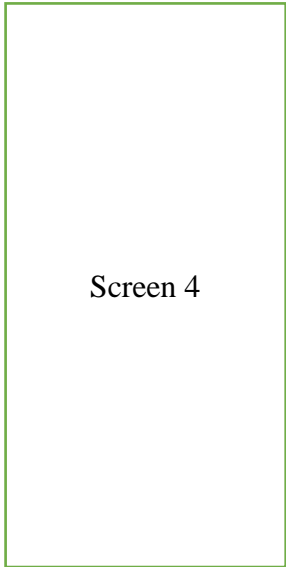
### 5.1 Feature #1 Requirements

#### Use Case

<b>UC ID</b>	<b>Usecase ID</b>	<b>Related BR ID</b>	<b>BRD ID</b>
<b>UC Desc.</b>	<b>Usecase Title / Description</b>		
<b>Scope</b>	Feature scope		
<b>Pre-Cond.</b>	1. ... 2. ...		
<b>Post-Cond.</b>	1. .... 2. ....		
<b>Actors</b>	Customer, Bank		
<b>Steps of Use Case</b>			
<b>Customer</b>		<b>System</b>	
1. <Step 1...> 2. <Step 2...> 3. <Step 3...>		4. <Step 4...>	
5. <Step 5...>		6. <Step 6>	
<b>Alternative case</b>	<p><b><u>Alternative 1</u></b>          1.1 Navigation 1...          1.2 Navigation 2...</p> <p><b><u>Alternative 2</u></b>          2.1 Button Navigation 1</p> <p><b><u>Alternative 3</u></b>          3.1 ....</p> <p><b><u>Alternative 4</u></b>          4.1 ...          4.2 ...</p>		
<b>Business Rules</b>	Related business rules <ul style="list-style-type: none"> <li>• ...</li> <li>• ...</li> <li>• ...</li> <li>• ...</li> <li>• ...</li> <li>• ...</li> <li>• ...</li> <li>• ...</li> </ul>		

#### Screen

<b>Screen Name</b>	<b>Feature Screen name</b>
<b>Related Use Case</b>	

<b>Screen Name</b>		<b>Feature Screen name</b>
<b>Impact On</b>		Impacted system
<b>Actors</b>		Customer
<b>Screen</b>		
 <p style="text-align: center;">Screen 1</p>		 <p style="text-align: center;">Screen 2</p>
<b>Figure 1 - Feature Screen 1</b>		<b>Figure 2 - Feature Screen 2</b>
 <p style="text-align: center;">Screen 3</p>		 <p style="text-align: center;">Screen 4</p>
<b>Figure 3 - Feature Screen 3</b>		<b>Figure 4 - Feature Screen 4</b>
<b>Business Rules</b>		Related Business Rules 1. .... 2. ... 3. ...
<b>No.</b>	<b>Field Name</b>	<b>Field Description</b>
<b>Screen Element Description</b>		

Screen Name		Feature Screen name
1	<Screen button #1>	- UI Element Details - Navigation Action - .....
2	<Screen Display Text 1>	- UI Element Details - Navigation Action - .....
3	<Screen Display Text 2>	- UI Element Details - Navigation Action - .....
4	<Screen Display Text 3>	- UI Element Details - Navigation Action - .....
5	<Screen Display Logo>	- UI Element Details - Navigation Action - .....
6	<Screen button #2>	- UI Element Details - Navigation Action - .....

**Text Phrase**

Field No.	Key Info	String
1	New	String 1
2	New	String 2
3	New	String 3
4	New	String 4
5	New	String 5
6	New	String 6

**User / Alert Messages**

MSG ID	Message key	Message Text
MS_01		
MS_02		
....		

## 5.2 Feature #2 Requirements

### Use Case

UC ID	Usecase ID	Related BR ID	BRD ID
UC Desc.	Usecase Title / Description		
Scope	Feature scope		
Pre-Cond.	3. ... 4. ...		
Post-Cond.	3. .... 4. ....		
Actors	Customer		
<b>Steps of Use Case</b>			
<b>Customer</b>		<b>System</b>	
		1. System Information details <ul style="list-style-type: none"> <li>• ....</li> <li>• ....</li> <li>• ....</li> <li>• ....</li> </ul> 2. <Step 2>	
3. <Step 3...>		4. <Step 4>	
<b>Alternative case</b>	<p><b>Alternative 1</b> 1.1 Navigation 1... 1.2 Navigation 2...</p> <p><b>Alternative 2</b> 2.1 Button Navigation 1</p> <p><b>Alternative 3</b> 3.1 .... 3.2 ...</p>		
<b>Business Rules</b>	Related business rules <ul style="list-style-type: none"> <li>• ...</li> <li>• ...</li> <li>• ....</li> <li>• ...</li> <li>• ...</li> </ul>		

### Screen

<b>Screen Name</b>	<b>Feature Screen Name</b>
<b>Related Use Case</b>	<b>Related Usecase Description</b>
<b>Impact On</b>	Impacted System



<b>Screen Name</b>		<b>Feature Screen Name</b>
<b>Actors</b>		Customer
<b>Screen</b>		
		
<b>Figure 1- Feature Screen #1</b>		<b>Figure 2 - Feature Screen #2</b>
<b>Business Rules</b>		Related Business Rules 4. .... 5. ... 6. ...
<b>No.</b>	<b>Field Name</b>	<b>Field Description</b>
<b>Screen Element Description</b>		
1	<Screen Icon Info>	- UI Element Details - Navigation Action - .....
2	<Screen Element #1>	- UI Element Details - Navigation Action - .....
3	<Screen Element #2>	- UI Element Details - Navigation Action - .....
4	<Screen button #1>	- UI Element Details - Navigation Action - .....

**Text Phrase**

Field No.	Key Info	String
1	New	String 1
2	New	String 2
3	New	String 3
4	New	String 4
5	New	String 5
6	New	String 6

**User / Alert Messages**

MSG ID	Message key	Message Text
MS_01		
MS_02		
....		